

Multi Purpose DP2 Support Vessel “ZWERVER V”

Available:
05/2023



Dimensions:
 Length o.a. : 80.38 m
 Breadth mld. : 20.00 m, excluding fendering
 Depth ½ L : 5.50 m
 Draught min. : 3.00 m
 Draught max. : 4.40 m
 Free deck space : 800.00 m²
 Max. deck load : ±1800-2200 T, 10.00 t/m²

Tank capacities:
 Fuel oil : 646.00 m³ (Cargo + domestic)
 Fresh water : 611.00 m³ (Cargo + domestic)
 Ballast water : 1950,00 m³ (approx.)
 Lub oil : 8.00 m³
 Hydraulic oil : 8.00 m³
 Dirty oil/Sludge/Bilge: 8.00 m³ / 7.60 m³ / 28.00 m³
 Sewage/Grey water : 48.00 m³ / 48.00 m³

Propulsion system:
 Total propulsion : 2.800 kW Diesel-Electric
 Main generators : 4x Caterpillar C32 @ 940 kW each
 2x Caterpillar C18 @ 565 kW each
 Propulsion : 2x Schottel Azimuth 1.400 kW F.P.P. Ø 2200 mm
 Bow thrusters : 1x Schottel TT @ 765 kW Ø 1540 mm
 1x Schottel DD-Azimuth @ 800 kW Ø 1700 mm

Performances:
 Max. Speed : 11,0 knots
 Bollard Pull : approx. 45,0 T

Auxiliary systems:
 Electrical systems : All gensets deliver 3x 690V/3x440V – 60 Hz
 Emergency Gen : 1x Caterpillar C7.1 ACERT DITA 138 kW
 Hydraulic power : 2x 160kW HPU, 4x 90kW HPU
 Transfer pumps : Fuel & fresh water 15 – 80 m³/hr, including Transfer hoses on reels and indicators
 Air compressor : 4000 ltr/min, with connections on deck/store/ER
 Fresh water maker : 10 m³/24 hr

DP2 equipment:
 Kongsberg K-POS DP-22 Dynamic positioning system, Spottack monitor (laser Reference system)

Optional : Taut wire, USBL

Deck equipment:
 Deck crane Midships : Heila HLRM 90.4S Lifting 5.4 T @ 12.72 m
 4 T Single fall, 40 mtr wire.
 Deck crane PS Aft : Heila HLRM 1000 / 6S. Lifting 13.5 T @ 29.88 m
 20 T lifting single fall, 80 m wire
 Offshore crane SB Aft : TBD
 100 T @ 10 m, SS3 (AHC)
 50 T @ 20 m, SS3 (AHC)
 30 T @ 30 m, SS3 (AHC)
 50 T AHC Single Fall
 Wire capacity 400 m
 5 T main Aux winch and 2 tugger winches
 Wire capacity 180 m
 Man-riding 2.5 T
 Tugger winches : 2x 10 T pull, 15 T Hold
 4-pt mooring : 4x 1000 m x Ø 40 mm wire
 60 T pull
Optional :
 4x 5 Tons Delta Flipper + pennant buoys
 2x Ø800 mm
 Moonpool : to be used on Starboard or Portside
 Boatlanding : FFS 3750 m³/hr - 2x 1200 m³/hr monitors on stern - 1x 300 m³/hr foam - Water spray
 FRC : 1x FRC with inboard diesel engine, 12 pax
 Workboat (Optional) : 1x Jet-driven workboat available

Container fittings flush in deck, removable railings on Starboard, Portside and stern.

Accommodation:
 Comfortable heated/airconditioned accommodation for 60 persons in 33 cabins.
 4 x Single berth cabins
 2 x Single Officer cabins
 27 x Double berth cabins
 VSAT/5G and Sat-TV on board.
 Large client office's and survey desks available.

Navigational equipment: equipped for area A3, Kongsberg IBS system

Classification:
 Bureau Veritas I *Mach, *AUT-UMS, *Unrestricted Navigation, Offshore support vessel, Fire Fighting 1 with water spray, Lifting-ALM, Diving Support, SP(60), Cleanship, Dynapos AM/AT-R, Strengthbottom, Inwatersurvey, COMF-NOISE 3, COMF-VIB 3, Green Passport EU

Suitable projects for this vessel

Wind farm-/Renewable Energy projects, vessel can act as:

- Walk-to-Work vessel/Offshore Access/Maintenance support vessel for turbines, platforms and other floating equipment;
- Diving support vessel on 4-pt mooring or on DP-2;
- General support vessel for installation of turbines/floating objects;
- Anchor-handling vessel/Towing tug;
- Pre-Lay Grapnel Runs (with low and high tow-forces);
- Route clearance / Boulder removal;
- Cable-/Pipe lay vessel;
- Cable repair vessel;
- Supply vessel;
- Survey-/ROV support vessel;
- Cable burial/trenching;
- Cable inspections;
- Pipeline inspections;
- Mattress installations Pre-lay/Post-lay;
- CBT/Vibrocore operations;
- Beach pull operations > Vessel can ground out!

Offshore construction projects, vessel can act as:

- Walk-to-Work vessel/Offshore Access/Maintenance support vessel for turbines, platforms, SPM buoys and other floating equipment;
- Diving support vessel on 4-pt mooring or on DP-2;
- General support vessel;
- Anchor-handling vessel/Towing tug/push-pull tug;
- Cable-/Pipe lay vessel;
- SPM-buoy installation vessel;
- Supply vessel;
- Hose handling/maintenance vessel;
- Survey-/ROV support vessel;
- Cable burial/trenching;
- Cable inspections;
- Pipeline inspections;
- Mattress installations Pre-lay/Post-lay;
- CBT/Vibrocore operations;
- Beach pull operations > Vessel can ground out!

References:

An extensive reference list of dredging- and marine construction companies shows the many years of experience in the offshore industry. Examples are:


- Allseas Marine Contractors
- DEME NV
- Van Oord Offshore & Marine Contractors BV
- Van Oord Offshore Wind Projects BV
- Boskalis BV
- Saipem SA
- Tideway Marine & Offshore Contractors BV
- Mc Dermott International
- Jan de Nul NV
- Prysmian Powerlink Services Ltd.
- C-Ventus Offshore Windfarm Services BV
- Modus Seabed Intervention Ltd.



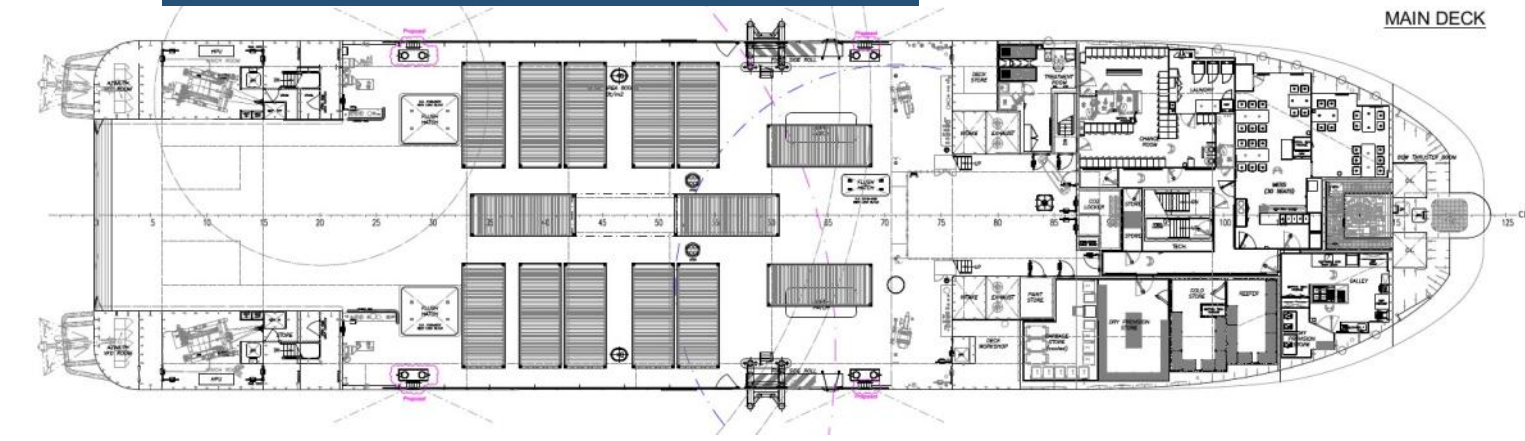
Overview/drawings



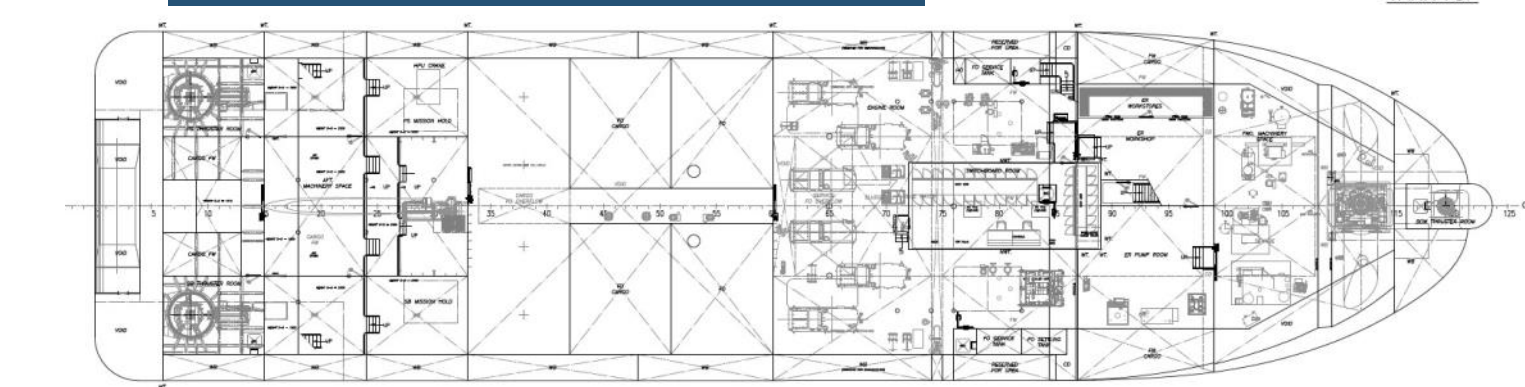
VAN STEE
OFFSHORE



Deck Lay-out



Below Deck Lay-out



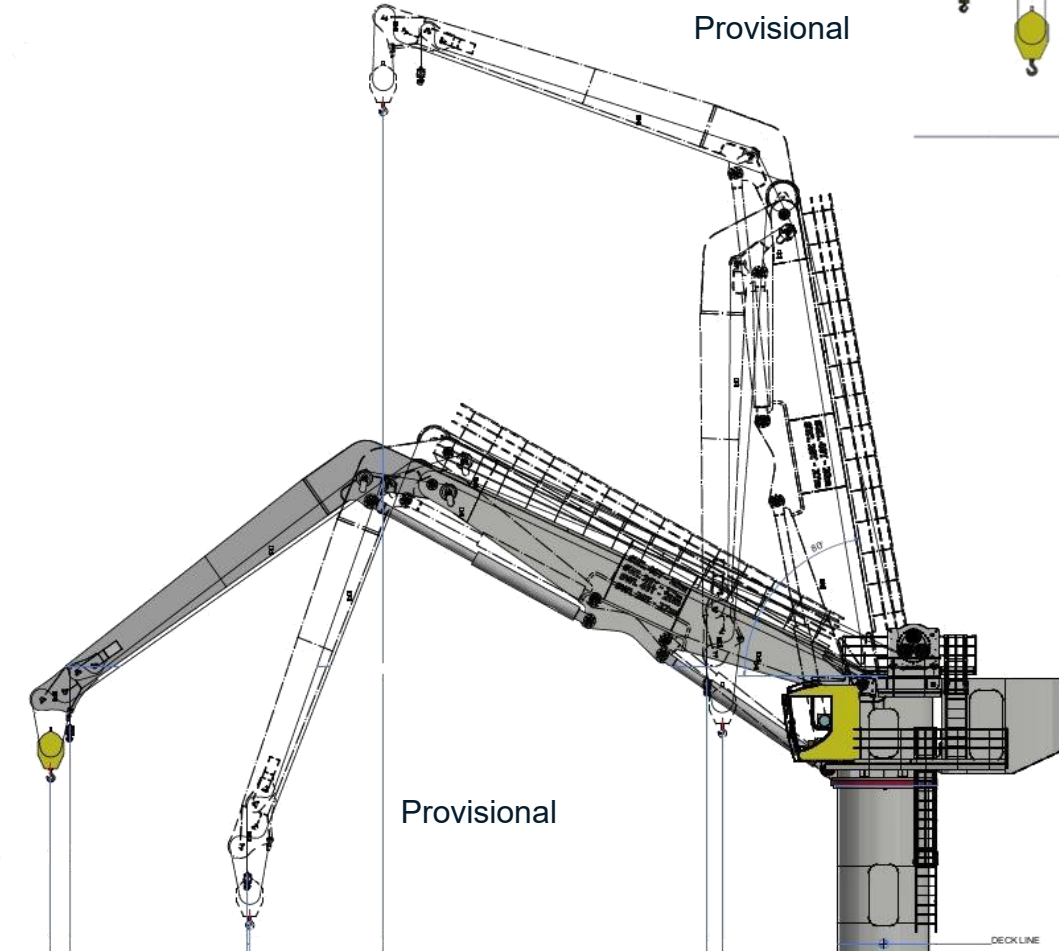
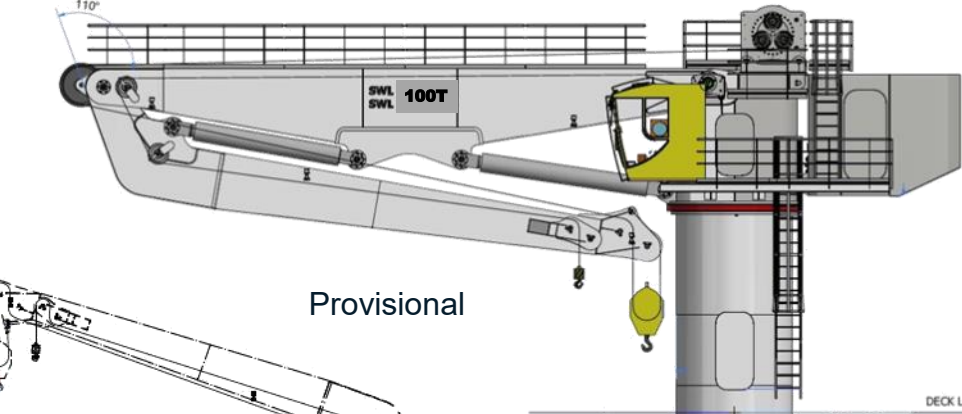
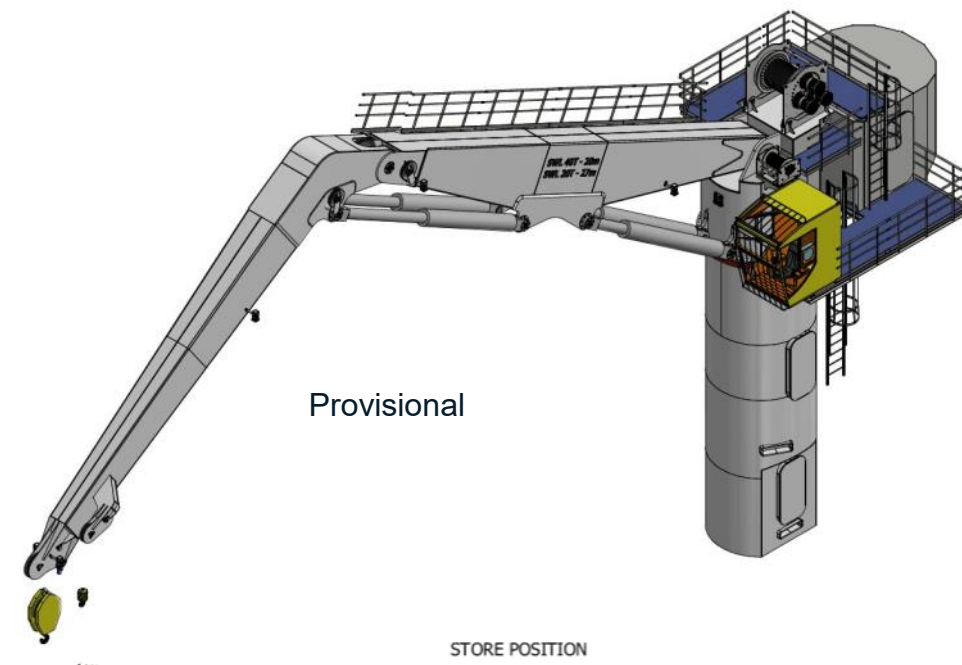
VAN STEE OFFSHORE
 Nieuwe Vissershaven 13 • 8861 NX Harlingen • The Netherlands
 Tel. +31 (0) 653663292
 info@vansteeoffshore.com • www.vansteeoffshore.com

Crane drawings / diagrams Starboard side (Provisional)

Lifting capacities SB aft Offshore crane - AHC

Provisional specifications

Distance from Base	AHC-winch, Single Fall (SS3)	Winch, Double Fall (SS3)
10.00 m	50.000 Kg	100.000 Kg
20.00 m	50.000 Kg	50.000 Kg
30.00 m	30.000 Kg	30.000 Kg



Crane drawings / diagrams Port side aft and midships

Lifting capacities PS aft crane

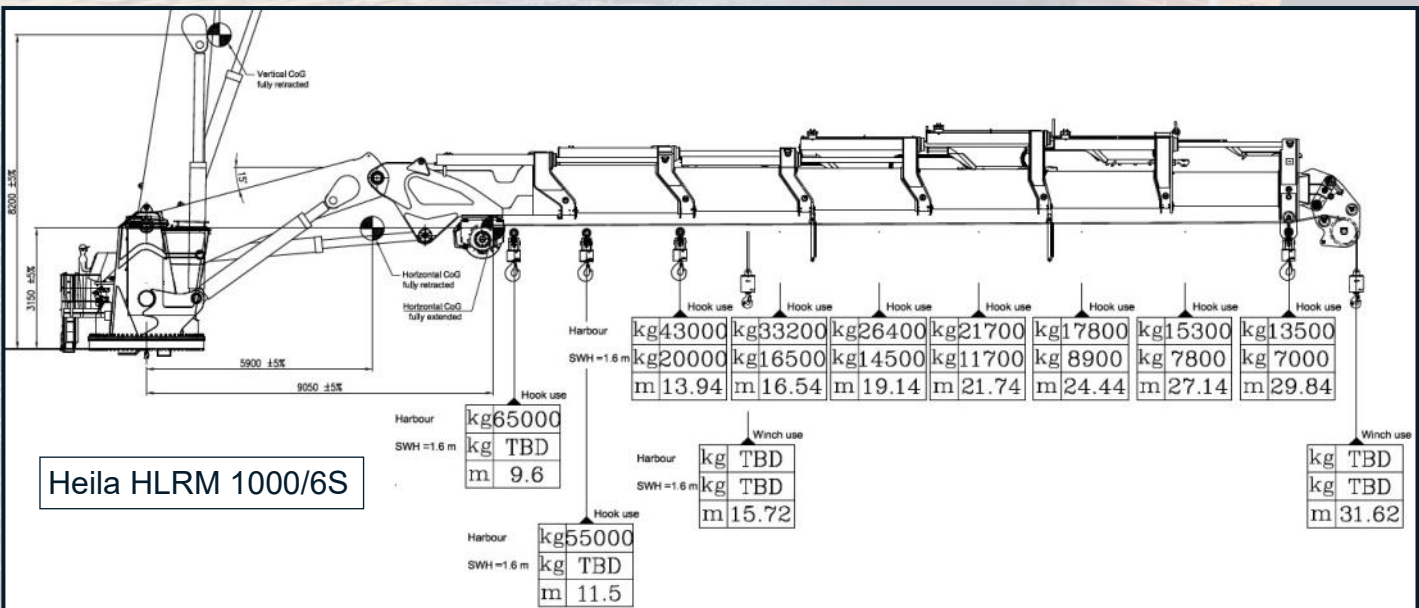
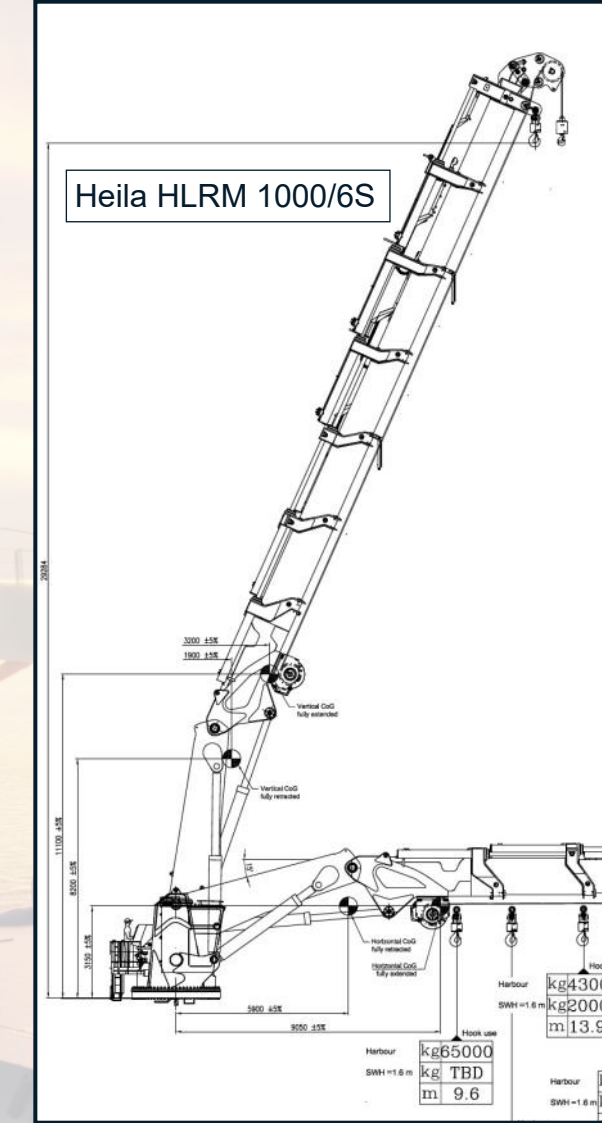
Heila HLRM 1000 / 6S - AHC

Distance from Base	20 T winch Single Fall	Fixed Hook
9.60 m	20.000 Kg	65.000 Kg
13.94 m	20.000 Kg	43.000 Kg
16.54 m	20.000 Kg	35.800 Kg
19.14 m	20.000 Kg	26.400 Kg
21.74 m	20.000 Kg	21.700 Kg
24.44 m	17.800 Kg	17.800 Kg
27.14 m	15.300 Kg	15.300 Kg
29.88 m	13.500 Kg	13.500 Kg

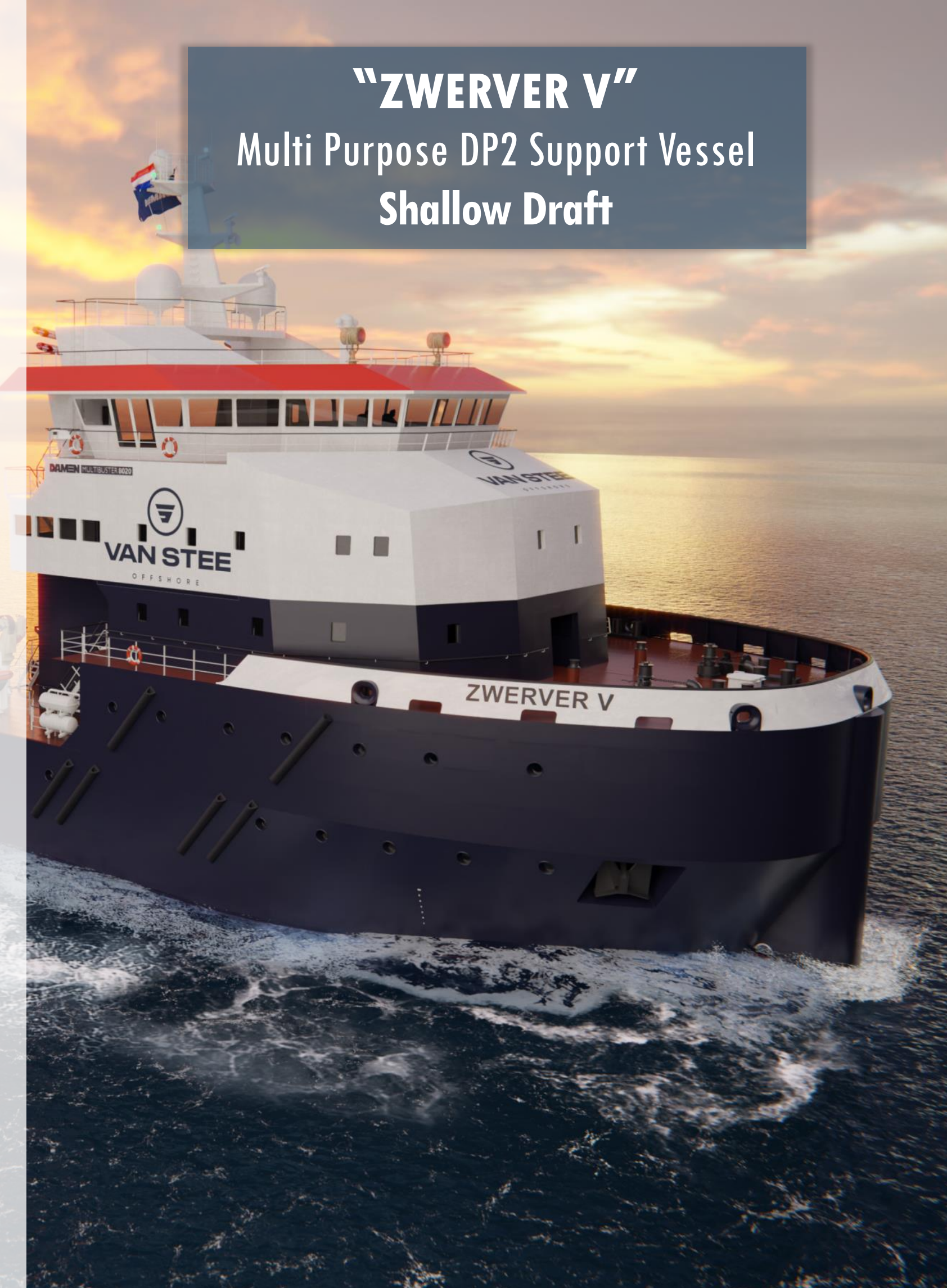
Lifting capacities midships crane

Heila HLRM 90.4S

Distance from Base	4 T winch Single Fall	Fixed Hook
4.82 m	5.000 Kg	17.390 Kg
6.72 m	5.000 Kg	12.990 Kg
8.72 m	5.000 Kg	9.370 Kg
10.72 m	4.350 Kg	7.000 Kg
12.72 m	3.400 Kg	5.620 Kg



"ZWERVER V"
Multi Purpose DP2 Support Vessel
Shallow Draft



VAN STEE OFFSHORE
Nieuwe Visserhaven 13 • 8861 NX Harlingen • The Netherlands
Tel. +31 (0) 653663292
info@vansteeoffshore.com • www.vansteeoffshore.com