

Multi Purpose DP2 Support Vessel “ZWERVER I”

Shallow Draft



Dimensions:	
Length o.a. :	68.00 m
Breadth mid. :	24.00 m, excluding fendering
Depth ½ L :	5.40 m
Draught min. :	2.40 m
Draught max. :	3.50 m
Free deck space :	800.00 m² uncovered, 65 m²
Max. deck load :	+1400 T, 10.00 t/m², partly 20.00 t/m² on stern section

Tank capacities:	
Fuel oil :	595.00 m³
Fresh water :	232.00 m³
Technical water :	1000.00 m³ (approx.)
Lub oil :	8.00 m³
Hydraulic oil :	8.00 m³
Dirty oil :	23.00 m³
Grey water :	35.00 m³

Propulsion system:	
Total propulsion :	5.280 kW
Main engines :	2 x Caterpillar 3412e @ 537 kW each
Aux engines :	2 x Mitsubishi S12R-Z3MPTAW-2 @ 1040 kW
	2 x Caterpillar 3412e @ 537 kW each
Propulsion :	2 x f.p. propellers in nozzles, 2 x Ø 2000 mm
	2 x ZF Z-drive WM-4000 Ø 1350 mm
Bow thrusters :	2 x ZF Z-drive RT-4000 @ 537 kW each
	2 x ZF TT5003 @ 650 kW each

Performances:	
Max. Speed :	10,0 knots
Bollard Pull :	69,0 T Certified

Auxiliary systems:	
Generator sets :	2 x Mitsubishi S12R 1080 kW each
	2 x Mitsubishi S12R 650 kW each
	2 x Volvo Penta D13 312 kW each
	All sets deliver 230/400 V – 50 Hz
Emergency Gen :	4 x 160 kW E-motor each
Hydraulic power :	Fuel & fresh water 60 – 150 m³/hr, including
Transfer pumps :	Transfer hoses on reels and indicators
Air compressor :	4000 ltr/min, with connections on deck/store/engine room
Fresh water maker:	10 m³/24 hr

DP2 equipment:
NAVIS NAV DP-4011, Fanbeam Laser Radar MK4, Taut wire (opt), USBL (opt)

Deck equipment:	
Deck crane PS Midships :	HS Marine AKC-145 HE4. Lifting 3,5 T @ 20 m
Winch :	5 T Single fall, 60 mtr wire.
Deck crane PS Aft :	HS Marine AKC-550/20. Lifting 15 T @ 20 m
Winch :	15 T lifting single fall, 130 m wire
	30 T double fall
Offshore crane SB Aft :	SCALDON OKC-40-27
	40 T @ 20 m, SS3
	20 T @ 27 m, SS3
	10 T-15 T, SS4
Winch :	20 T AHC Single Fall
	CT 2 T - 6 T
Aux Winch:	Wire capacity 400 m
	5 T
	Wire capacity 180 m
	Man-riding 5 T
Anchor-handling winch :	Wire capacity 1000 m x Ø 64 mm; 200 T pull, 250 T hold capacity
Tugger winches :	2 x 450 m x Ø 24 mm; 15 T pull, 30 T Hold
4-pt mooring :	4 x 1400 m x Ø 40 mm wire
	60 T pull
Option :	4 x 5 Tons Delta Flipper + pennant buoys
	5th anchor on AH-winch on bow

Towing pins/shark jaws aft :	1 set 200 T SWL
Stern roller :	8000 x 2000 mm; 250 T SWL
Spud poles :	2 x Telescopic Ø 1500 mm, 15 m length
Moonpool :	4200 x 4200 mm, with bottom door and hatch

Boatlanding :	to be used on Starboard or Portside
Workboats (Optional) :	2 x Jet-driven workboats available

Container fittings flush in deck
Removable railings on Starboard and Portside

Accommodation:
Comfortable accommodation for 58 persons in 30 cabins. All cabins, meeting room, galley, offices, Gym and wheelhouse are heated, air conditioned. VSAT and Sat-TV on board.

Large client office and survey desk.

Navigational equipment: equipped for area A3

Classification: *
Bureau Veritas I Mach Tug Unrestricted Navigation ALM AUT-UMS – Dynapos AM/AT-R – Green Passport

Suitable projects for this vessel


Wind farm-/Renewable Energy projects, vessel can act as:

- Walk-to-Work vessel/Offshore Access/Maintenance support vessel for turbines, platforms and other floating equipment;
- Diving support vessel on 4-pt mooring, Spuds or on DP-2;
- General support vessel for installation of turbines/floating objects;
- Anchor-handling vessel/Towing tug;
- Pre-Lay Grapnel Runs (with low and high tow-forces);
- Anchor pre-installation vessel > 200 T winch pull;
- Route clearance / Boulder removal;
- Cable-/Pipe lay vessel;
- Cable repair vessel;
- Supply vessel;
- Survey-/ROV support vessel;
- Cable burial/trenching;
- Cable inspections;
- Pipeline inspections;
- Mattress installations Pre-lay/Post-lay;
- CBT/Vibrocore operations;
- Beach pull operations > Vessel can ground out!



Offshore construction projects, vessel can act as:


- Walk-to-Work vessel/Offshore Access/Maintenance support vessel for turbines, platforms, SPM buoys and other floating equipment;
- Diving support vessel on 4-pt mooring, Spuds or on DP-2;
- General support vessel;
- Anchor-handling vessel/Towing tug/push-pull tug;
- Cable-/Pipe lay vessel;
- SPM-buoy installation vessel;
- Anchor pre-installation vessel > 200 T winch pull;
- Supply vessel;
- Hose handling/maintenance vessel;
- Survey-/ROV support vessel;
- Cable burial/trenching;
- Cable inspections;
- Pipeline inspections;
- Mattress installations Pre-lay/Post-lay;
- CBT/Vibrocore operations;
- Beach pull operations > Vessel can ground out!



References:

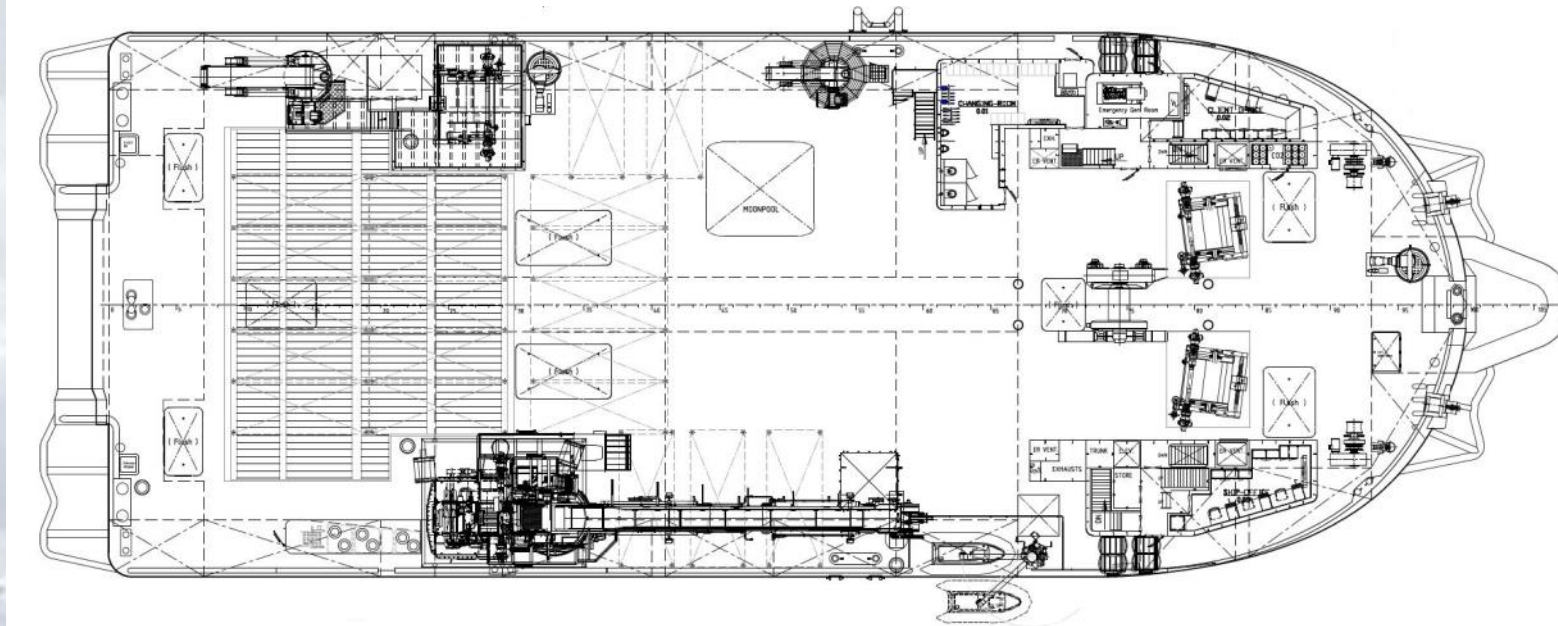
An extensive reference list of dredging- and marine construction companies shows the many years of experience in the offshore industry. Examples are:

- Allseas Marine Contractors
- DEME NV
- Van Oord Offshore & Marine Contractors BV
- Van Oord Offshore Wind Projects BV
- Boskalis BV
- Saipem SA
- Tideway Marine & Offshore Contractors BV
- Mc Dermott International
- Jan de Nul NV
- Prysmian Powerlink Services Ltd.
- C-Ventus Offshore Windfarm Services BV
- Modus Seabed Intervention Ltd.

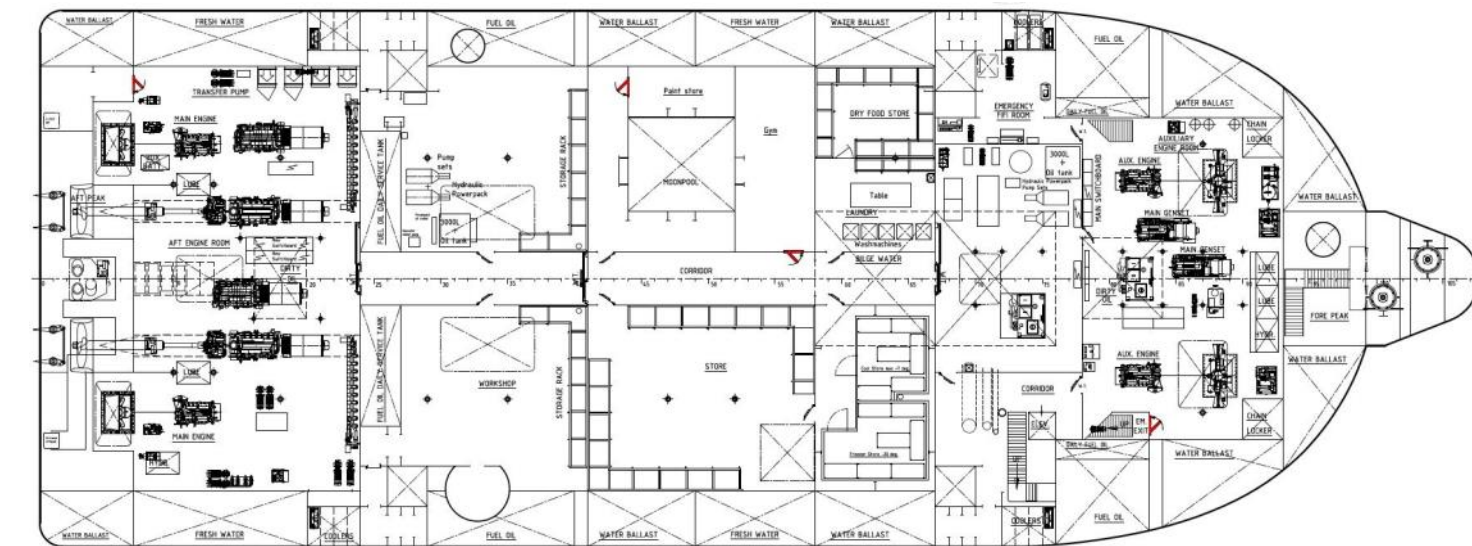


Overview/drawings

Deck Lay-out



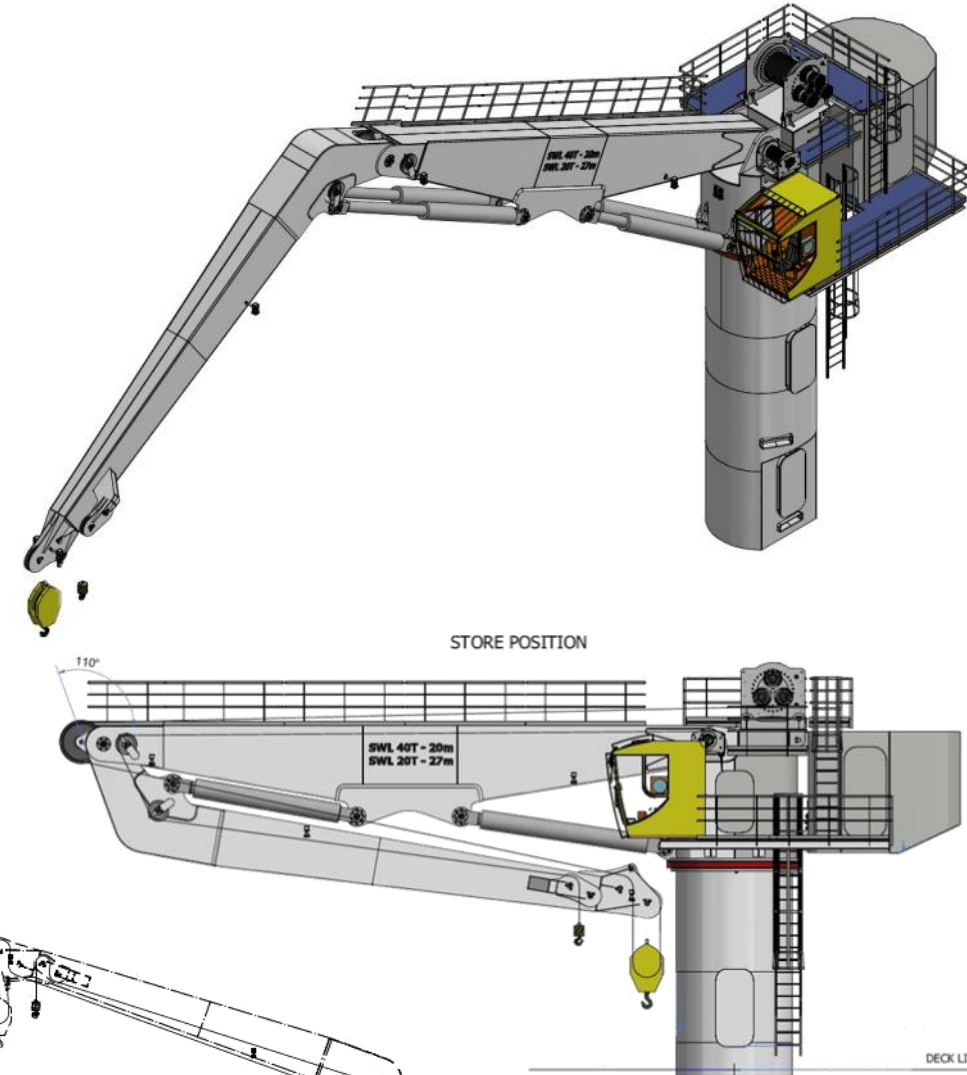
Below Deck Lay-out



VAN STEE OFFSHORE
Nieuwe Visserhaven 13 • 8861 NX Harlingen • The Netherlands
Tel. +31 (0) 653663292
info@vansteeoffshore.com • www.vansteeoffshore.com

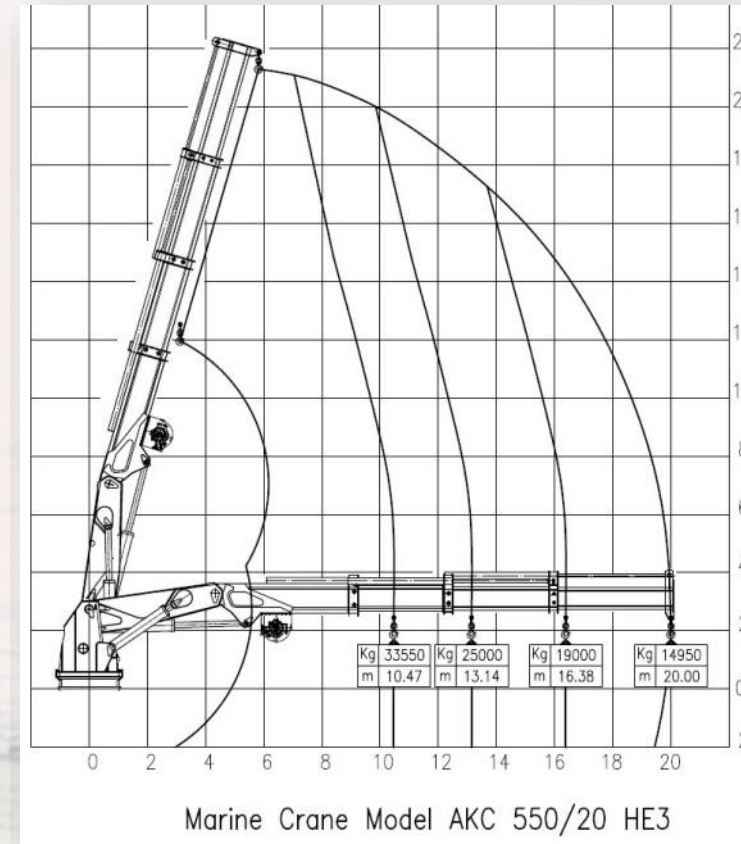
Crane drawings / diagrams Starboard side

Lifting capacities SB aft Offshore crane		
SCALDON OKC-40-27		
Distance from Base	AHC-winch, Single Fall (SS3)	Winch, Double Fall (SS3)
5.03 m	20.000 Kg	40.000 Kg
8.00 m	20.000 Kg	40.000 Kg
12.75 m	20.000 Kg	40.000 Kg
16.30 m	20.000 Kg	40.000 Kg
20.00 m	20.000 Kg	40.000 Kg
27.00 m	20.000 Kg	20.000 Kg

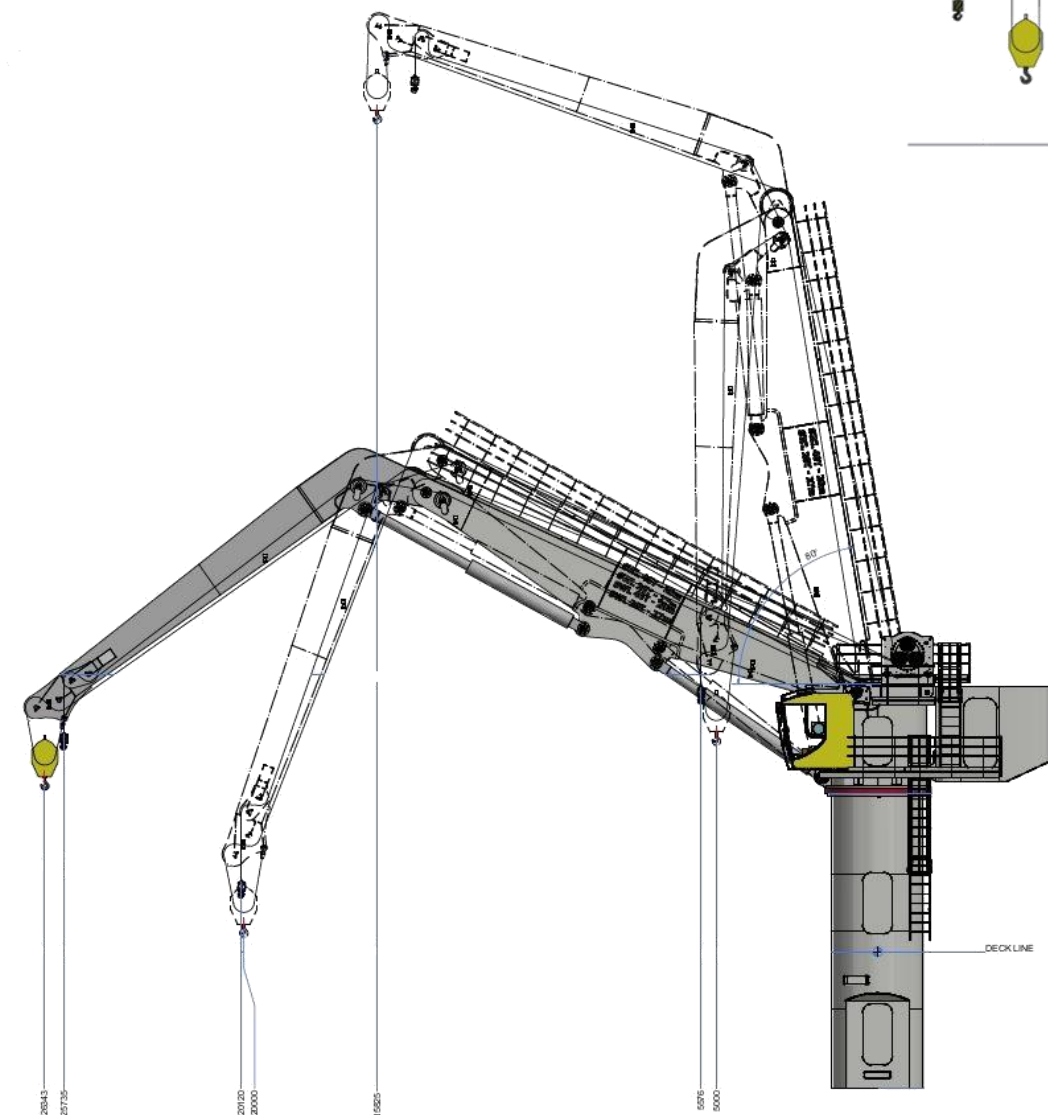
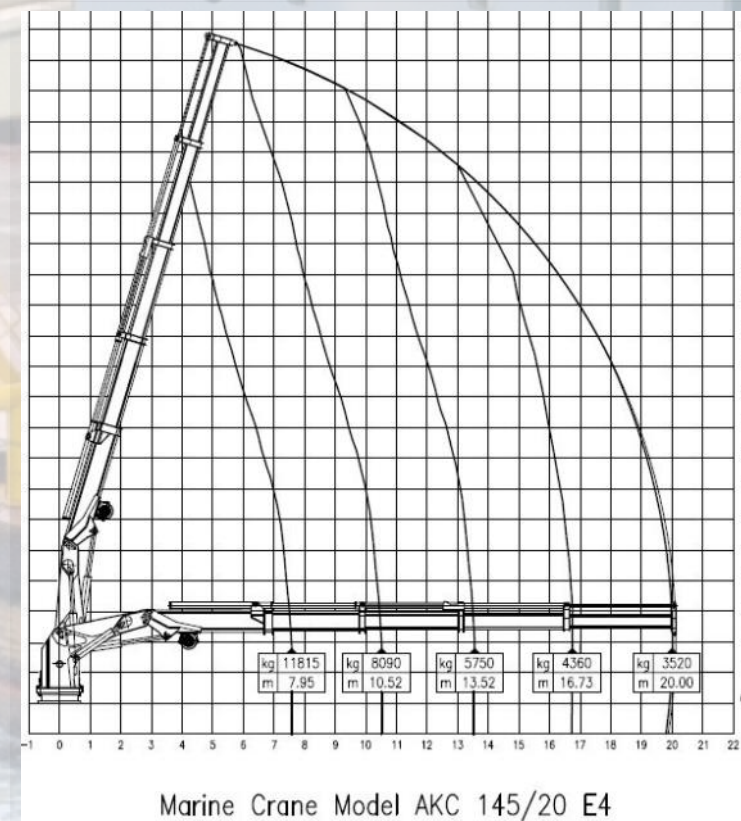


Crane drawings / diagrams Port side

Lifting capacities PS aft crane			
HS Marine AKC 550/20 HE3			
Distance from Base	15 T winch Single Fall	15 T winch Double Fall	Fixed Hook
5.74 m	15.000 Kg	30.000 Kg	Kg
10.47 m	15.000 Kg	30.000 Kg	33.550 Kg
13.14 m	15.000 Kg	24.250 Kg	25.000 Kg
16.38 m	15.000 Kg	18.250 Kg	19.000 Kg
20.00 m	14.800 Kg	14.150 Kg	15.000 Kg



Lifting capacities PS midships crane		
HS Marine AKC 145/20 HE4		
Distance from Base	5 T winch Single Fall	Fixed Hook
7.95 m	5.000 Kg	11.815 Kg
10.52 m	5.000 Kg	8.090 Kg
13.52 m	5.000 Kg	5.750 Kg
16.73 m	4.350 Kg	4.360 Kg
20.00 m	3.400 Kg	3.520 Kg



VAN STEE OFFSHORE
 Nieuwe Visserhaven 13 • 8861 NX Harlingen • The Netherlands
 Tel. +31 (0) 653663292
 info@vansteeoffshore.com • www.vansteeoffshore.com

"ZWERVER I"
 Multi Purpose DP2 Support Vessel
 Shallow Draft

Shallow Draft 2.3 m

Spud poles

68 x 24 m

58 Pax

Moonpool 4.2 x 4.2 m

